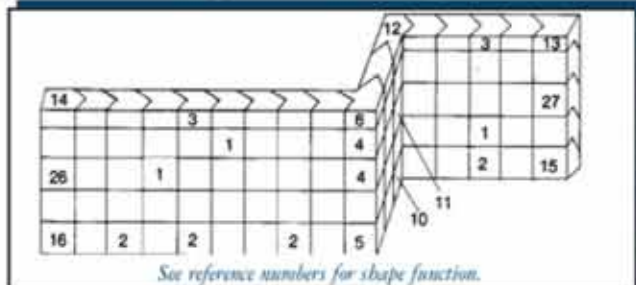
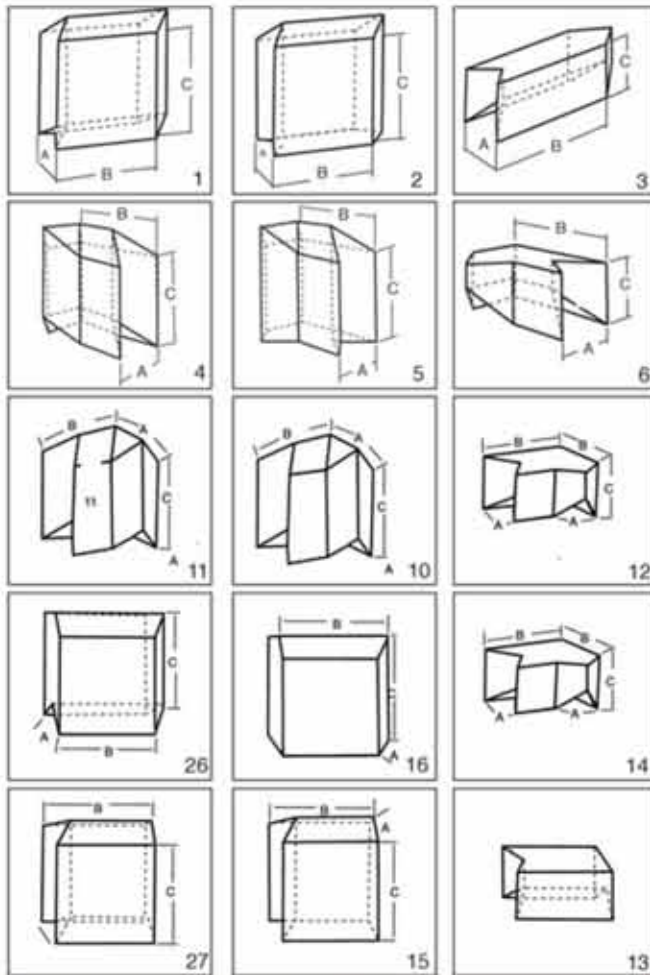


INTERLOCKING LEAD BRICKS

**DURABLE
PAINT
FINISH**

Interlocking design prevents leakage and assures stability

Interlocking Lead Bricks make it easy to erect, modify and relocate protective walls and caves of any size. Their V-shaped edges (A) eliminate the danger of leakage, common to all straight-edged bricks. Interlocking Lead Bricks create sturdy walls for a safe, protective enclosure.



See reference numbers for shape function.

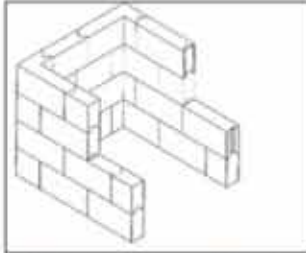
This wall demonstrates the dimensions and alternative positions of all variations of the standard brick wall. The walls should be built with male chevrons directed upwards and to the right, as viewed from the outside of the cell.

1	001-100 Brick, Standard, Wall <i>Weight: 13.2 lb (6 kg)</i>	2" x 4" x 4"
2	001-200 Brick, Standard, Base <i>Weight: 14.9 lb (6.9 kg)</i>	2" x 4" x 4"
3	001-300 Brick, Standard, Top <i>Weight: 5 lb (2.3 kg)</i>	2" x 4" x 2"
4	001-400 Brick, Corner, Wall <i>Weight: 13.2 lb (6 kg)</i>	2" x 4" x 4"
5	001-500 Brick, Corner, Base <i>Weight: 14.9 lb (6.9 kg)</i>	2" x 4" x 4"
6	001-600 Brick, Corner, Top <i>Weight: 5 lb (2.3 kg)</i>	2" x 4" x 2"
11	001-132 Brick, Reverse Corner, Wall <i>Weight: 13.2 lb (6 kg)</i>	2" x 4" x 4"
10	001-130 Brick, Reverse Corner, Base <i>Weight: 14.9 lb (6.8 kg)</i>	2" x 4" x 4"
12	001-135 Brick, Reverse Corner, Top <i>Weight: 5 lb (2.3 kg)</i>	2" x 4" x 2"
26	001-148 Brick, Left End Cap, Wall <i>Weight: 14.9 lb (6.9 kg)</i>	2" x 4" x 4"
16	001-147 Brick, Left End Cap, Base <i>Weight: 13.2 lb (6 kg)</i>	2" x 4" x 4"
14	001-142 Brick, Left End Cap, Top <i>Weight: 5.2 lb (2.4 kg)</i>	2" x 4" x 2"
27	001-149 Brick, Right End Cap, Wall <i>Weight: 14.9 lb (6.9 kg)</i>	2" x 4" x 4"
15	001-145 Brick, Right End Cap, Base <i>Weight: 13.2 lb (6 kg)</i>	2" x 4" x 4"
13	001-140 Brick, Right End Cap, Top <i>Weight: 5.2 lb (2.4 kg)</i>	2" x 4" x 2"

INTERLOCKING LEAD BRICK CAVES

**DURABLE
PAINT
FINISH**

Design your own enclosure or select from these most popular 3-walled caves.



042-434 Interlocking Lead Brick Cave,
2" lead (fits L-Block Shield 042-433)

The optional Lead Brick Caves fit neatly in the sides of the vertical section to provide lateral shielding around the perimeter of the L-Block's base. For hot labs in mobile vans, the optional Brick Cave Cover will prevent the cave from shifting when the vehicle is in motion.

SPECIFICATIONS:

042-434 Interlocking Lead Brick Cave

Dimensions:

I.D.: 14" w x 20.5" depth x 16" h (35 x 52.1 x 40.6 cm)

Lead Shielding: 2" thick (5 cm)

Finish: Paint

Weight: 597 lb (271 kg)

042-425 Interlocking Lead Brick Cave

Dimensions:

I.D.: 14" w x 15" depth x 16" h (35 x 38.1 x 40.6 cm)

Lead Shielding: 2" thick (6 cm)

Finish: Paint

Weight: 492 lb (223 kg)

042-417 Interlocking Lead Brick Cave

Dimensions:

I.D.: 15.3" w x 13.6" depth x 16" h (38.9 x 34.5 x 40.6 cm)

Lead Shielding: 2.4" thick (6 cm)

Finish: Paint

Weight: 611 lb (278 kg)

042-426 Interlocking Lead Brick Cave

Dimensions:

I.D.: 14" w x 17.8" depth x 13.8" h (35.5 x 45.3 x 34.6 cm)

Lead Shielding: 2" thick (5 cm)

Finish: Paint

Weight: 532 lb (241 kg)

042-434 Lead Brick Cave, 3-wall, 2" lead

Fits 042-433 L-Block Shield

042-425 Lead Brick Cave, 3-wall, 2" lead

Fits 042-419 L-Block Shields

042-417 Lead Brick Cave, 3-wall, 2.4" lead

Fits 042-413 L-Block Shield

042-426 Lead Brick Cave, 3-wall, 2" lead

Fits 042-449 and 042-419 L-Block Shields

Accommodates 042-466 PET Dose Drawing System

Related:

042-435 Lead Brick Cave Cover

Fits 042-434 Lead Brick Cave

RECTANGULAR LEAD BRICKS



Lead Bricks are a convenient solution to temporary or permanent shielding/storage situations. Easy to stack, unstack and relocate, lead bricks provide maximum protection wherever needed.

Produced from the highest quality lead, each brick is standard hardness with a flat, smooth surface, allowing a perfectly flush fit, even at sharp right angles.

SPECIFICATIONS:

002-246 Rectangular Lead Brick

Dimensions: 6" l x 4" w x 2" h (15 x 10 x 5 cm)

Weight: 21 lb (9.5 kg)

002-248 Rectangular Lead Brick

Dimensions: 8" l x 4" w x 2" h (20 x 10 x 5 cm)

Weight: 27 lb (12.5 kg)

002-246 Lead Brick, Rectangular, 6" long

002-248 Lead Brick, Rectangular, 8" long